

# **STUDENT'S WORKSHEETS**

**FOUNDATION PROGRAMME FOR LITERACY  
NUMERACY AND SKILLS**

## **VOCAL MUSIC**

---

**GRADE 7**

**TITLE OF CARD : Introduction to Rhythm  
(Regularity of Beats & Clapping)**

---

**MOE  
MAHATMA GANDHI INSTITUTE  
2025**

# TABLE OF CONTENT

<b>Student's Worksheet .....</b>	<b>01</b>
<b>Introduction .....</b>	<b>02</b>
<b>Warm Up .....</b>	<b>02</b>
<b>Self Assessment .....</b>	<b>03</b>
<b>Self Check .....</b>	<b>04</b>

**GRADE 7**

# **STUDENT'S WORKSHEET**

**Card 2**

**TITLE OF CARD :**

**INTRODUCTION TO RHYTHM  
(Regularity of Beats & Clapping)**





## Introduction

### What is Rhythm?

Rhythm is the pattern of sounds and silences in music. It is what makes music move and feel lively. Every song has a rhythm, which helps musicians and singers keep time.

### Why is Rhythm Important?

- Rhythm helps us stay in time while singing or playing music.
- It improves listening skills and concentration.
- Rhythm helps in clapping, marching, and playing musical instruments.

### Understanding Rhythm in Indian Music

In Hindustani music, rhythm is called **Taal**, and in Carnatic music, it is called **Talam**. It is created using hand claps, beats, and instruments.



## Warm-Up

### Before practising rhythm, students should:

- Sit or stand in good posture
- Listen carefully to the beat
- Clap slowly to feel the rhythm



## Self Assessment

Name: \_\_\_\_\_ Date: \_\_\_\_\_

Class: \_\_\_\_\_

### Activity Section

#### Activity 1: Write the Definition

What is rhythm?

Write a simple definition in your own words:

.....

.....




.....

.....

#### Activity 2: Coloring Fun

Instructions: Below are pictures of different musical instruments. Your task is to:

1. Identify which instruments are used for rhythm.
2. Colour **ONLY** the rhythm instruments using bright colours.
3. Leave the non-rhythm instruments uncoloured



### Activity 3: Multiple-Choice Questions

Why is rhythm important?

- a. It makes music move and feel alive
- b. It helps us read books faster
- c. It helps us eat properly

2. Which of these instruments is used to show rhythm?

- a. Tabla
- b. Flute
- c. Harmonium



3. A cycle of beats in music is called:

- a. Swara
- b. Taal / Talam
- c. Raga



### Self Check

Rate yourself by drawing the emoji that suits you better

Yes	NO
	

Statement	Yes	No
1. I can clap a steady beat.		
2. I can clap a 3-beat cycle.		
3. I can clap a 4-beat cycle.		
4. I can recognize instruments used for rhythm.		

### Reflection

What did you learn about rhythm in today's lesson?



**MOE  
MAHATMA GANDHI INSTITUTE  
2025**